



Adobe® Creative Cloud™ for photographers

Create, edit, and manage powerful images and dynamic video with a suite of integrated tools that are the professional standard



The world's best tools for photography

This document describes the top new features of Adobe Creative Cloud for photographers, including highlights in the following components:

- Adobe Photoshop CC
- Adobe Photoshop Lightroom 4
- Adobe Premiere® Pro CC
- Adobe InDesign® CC
- Adobe Digital Publishing Suite
- Adobe Muse™ CC

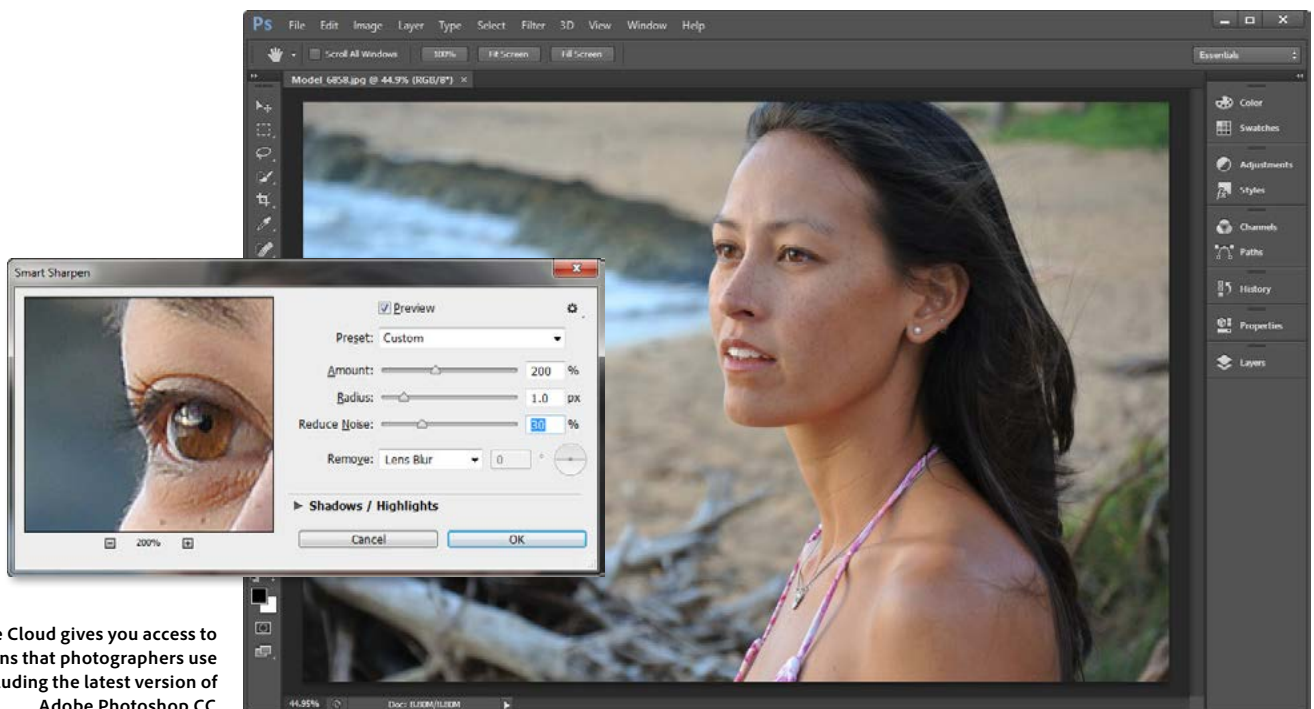
With Adobe Creative Cloud, one simple membership gives you access to industry-leading Adobe Photoshop® and Adobe Photoshop Lightroom®, as well as all other Adobe creative desktop applications. With Creative Cloud, you get new features and upgrades as soon as they are available. Cloud storage and file syncing allow you to access your files from virtually anywhere, while Internet-based services let you build and publish websites, portfolios, mobile apps, iPad publications, and content for any medium or device*.

Adobe Photoshop CC, the world's most advanced digital imaging software, pushes the boundaries of possibility. Work in a powerful new creative process with more freedom, new tools, and new workflows. Now with Creative Cloud integration, it's even easier to make your imagination a reality across the range of devices you use the most. Photoshop CC also delivers a wide range of new features and enhancements designed to unleash your creativity and boost your efficiency, whether you're perfecting photographs, designing for online and offline media, creating 3D artwork, or making movies.

With a comprehensive set of photography tools, from powerful, simple, one-click adjustments to cutting-edge advanced controls, Lightroom 4 provides all you need to create images that inspire, inform, and delight.

As the market-leading professional non-linear editing software, Adobe Premiere Pro CC offers you the most powerful and customizable workflows for editing your DSLR derived video footage.

Create, develop, and publish iPad apps that bring interactivity, video, and more to your photography projects. Further tell the story of your work with Adobe InDesign CC, and the Adobe Digital Publishing



Adobe Creative Cloud gives you access to the applications that photographers use the most, including the latest version of Adobe Photoshop CC.

Top features in:

Adobe Photoshop CC

- All-new Smart Sharpen for Photoshop CC (Page 3)
- Intelligent upsampling (Page 3)
- Camera Shake Reduction (Page 3)
- Precise editing with Adobe Camera Raw 8 (Page 4)
- Filter improvements (Page 4)
- Conditional Actions (Page 5)
- Support for read/write of larger JPEGs (Page 5)
- New workflow timesavers (Page 5)

Creative Cloud

- Cloud integration across all products (Page 6)
- Synchronize settings with ease (Page 6)

Adobe Premiere Pro CC

- Smarter video editing (Page 6)
- More options for sound control (Page 6)
- Support for more video formats (Page 6)

Adobe InDesign CC

- Better publishing for print and screen (Page 7)

Adobe Digital Publishing Suite, Single Edition

- Create unlimited Single Edition iPad apps (Page 7)

Adobe Muse CC

- Create mobile optimized websites without writing code (Page 7)

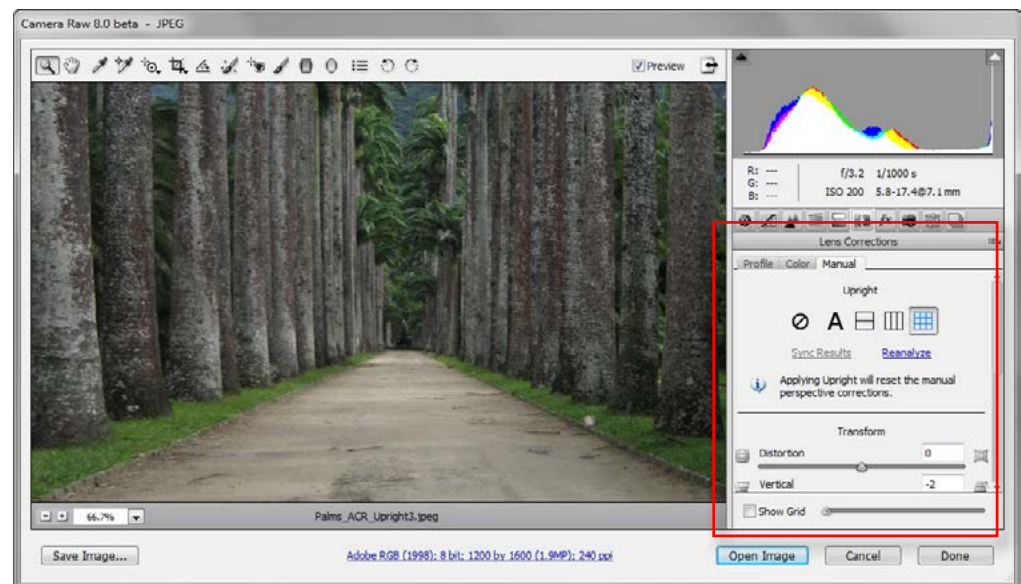
Suite, Single Edition. With InDesign CC you will benefit from 64-bit performance; modern, dark user interface, extended features to help explore design for print, cross media, and devices; and enhanced ePub conversion.

Build websites without writing code with Adobe Muse CC. Design and create standards-based websites using the same InDesign techniques you use for print layouts. Choose from hundreds of web fonts, and add interactivity with simple-to-use built-in tools. Then, publish with the Adobe Business Catalyst® service and redeem site-hosting support, or publish with any hosting provider.

Creative Cloud gives you the tools to work in a powerful new creative process where you can generate ideas and create across devices and desktop, access your work virtually anywhere from the cloud, and freely share and find inspiration with the creative community. Now you can take advantage of the extra power, integration, and synchronization features available when using Adobe imaging software in Adobe Creative Cloud.

With Adobe Creative Cloud, you can:

Enjoy creative freedom. Put power and freedom at your fingertips with new creativity tools and workflows. Get superior results with new Adobe Camera Raw 8, which helps you achieve more precise edits and effects. You can even apply Adobe Camera Raw adjustments as Smart Filters to individual Smart Object layers. Experience improved performance in Blur Gallery and with Liquify and more precision with Minimum and Maximum filters.



Adobe Camera Raw 8 provides new ways to easily correct perspective problems and straighten horizons with the new Upright feature.

Design for the web faster and with better results, thanks to the ability to export CSS code from shapes and import color swatches from HTML, CSS, and SVG files. An anti-aliasing option offers more realistic type rendering. Design more freely and efficiently with new tools. Easily resize and re-edit rounded rectangles and other shapes for use in your designs, and edit faster with the ability to select multiple paths, shapes, and vector masks at once.

Create and edit 3D images more easily using a user interface that offers in-context and on-canvas controls as well as an improved 3D Scene panel that offers Duplicate, Instance, Groups, Delete, and many other options you get in the familiar Layers panel.

Experience imaging magic. Count on new image-processing technologies to deliver superior image quality for maximum visual impact. Make your images pop using the most advanced sharpening technology in the market with all-new Smart Sharpen, which reduces noise and halos while producing high-quality results. Easily enlarge images using new, intelligent upsampling,

Where is Photoshop Extended?

Photoshop CC includes all the sophisticated 3D and image-analysis features previously found only in Photoshop Extended. So with a single Creative Cloud account, you can now access the full power of both Photoshop and Photoshop Extended, plus the new and revised features exclusive to Photoshop CC.

With Creative Cloud membership, you also have access to these other Adobe products and services and more, so you can learn new skills and expand your repertoire, or reach new people in new ways:

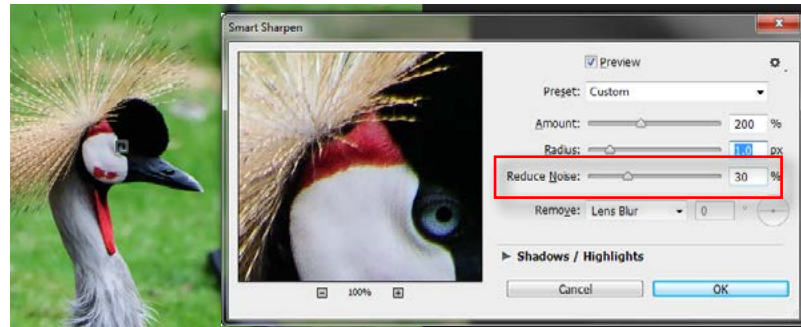
- Adobe Acrobat® XI Pro
- Adobe InDesign® CC
- Adobe Dreamweaver® CC
- Adobe After Effects®(R) CC
- Adobe Edge Tools & Services
- Adobe Muse™ CC
- Adobe Business Catalyst
- Adobe Digital Publishing Suite, Single Edition
- Creative Cloud Training

which gives you the best possible result by preserving detail and sharpness without introducing noise. Use the new Camera Shake Reduction feature to restore sharpness to images blurred by camera movement at slow shutter speeds or with long focal lengths.

Creative Cloud features for photographers in Photoshop CC

All-new Smart Sharpen

Make your images pop using the most advanced sharpening technology available. All-new Smart Sharpen cleverly takes image content into consideration to deliver far better results to one of the most common of image adjustments.

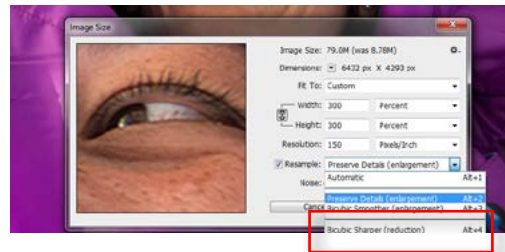


Exercise more control when applying sharpening to your images with advanced options in new Smart Sharpen.

The Smart Sharpen filter uses adaptive sharpening technology to minimize noise and halo effects while producing high-quality results. A newly consolidated and streamlined design offers optimized controls for targeted sharpening. Use the sliders for quick adjustments and advanced controls to fine-tune your results.

Intelligent upsampling

Photoshop CC helps you increase the size of your images without introducing noise. The new Preserve Detail option in the Image Size dialog box enables you to enlarge a low-res image for print, or start with a larger image and blow it up for use on a poster or billboard. No other application handles upsampling as well as Photoshop.



Enlarge your images with confidence using the new Preserve Detail option in the Image Size dialog box.

Camera Shake Reduction

Use the new Camera Shake Reduction feature to restore sharpness to images blurred by camera movement at slow shutter speeds or with long focal lengths. This feature analyzes the trajectory of blurs resulting from movement of your camera, producing sharper results for those images which may have been otherwise unusable.

Creative Cloud learning

As part of your Creative Cloud membership, you get access to over 200 video tutorials from Adobe and leading training partners like Kelby Training, Lynda.com, Infinite Skills, video2brain in Europe, and Attain in Japan.

These videos cover essential techniques and specific workflows for use with Adobe's creative tools and services. Some focus on individual applications, while others demonstrate how to best use multiple Creative Cloud components together for a project.

New videos are added on an ongoing basis. English-language videos are available today. Videos in other languages will be added starting in June 2013.

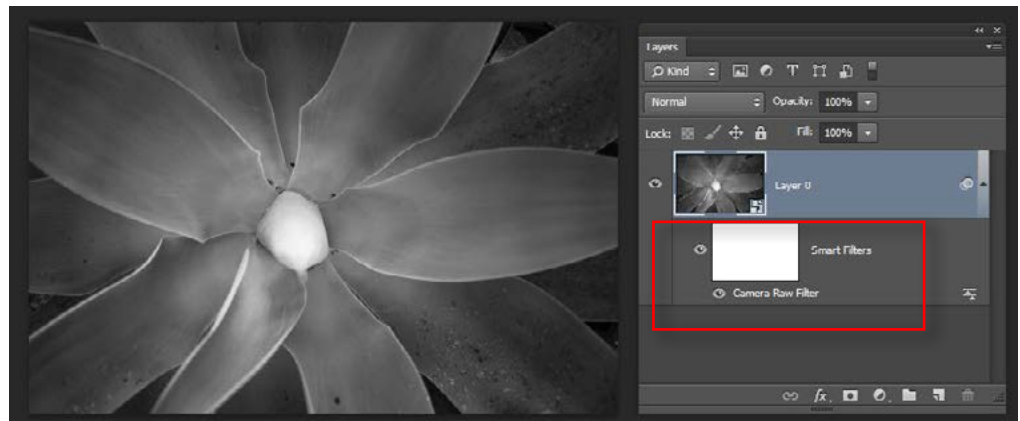


Camera Shake Reduction brings the sharpness back to blurry images (left) making them more crisp (right), allowing you to use images you would have previously rejected.

Precise editing with Adobe Camera Raw 8

Get superior results with new Adobe Camera Raw in Photoshop CC, including:

- A new and improved Healing Brush that supports noncircular brush sizes and gives you more control when perfecting your images
- The new Upright feature, which enables easy straightening of horizons and buildings as well as other perspective corrections
- A new Radial Gradient for off-center vignettes, blurring



You now have the option to apply Adobe Camera Raw as a Smart Filter to any layer bringing its precise enhancement features to more images and more editing scenarios.

Now you can use Adobe Camera Raw in more places than ever before by taking advantage of the option to apply applying Adobe Camera Raw adjustments as a Smart Filter. Edit image data on any layer with the sophisticated enhancement capabilities in Adobe Camera Raw, all from within Photoshop CC.

Filter improvements

Work faster. The Adobe Mercury Graphic Engine now delivers enhanced performance in Blur Gallery and up to 24X performance gains in Liquify. Create better masks and selections with more powerful Minimum and Maximum filters, with options to preserve squareness or roundness.

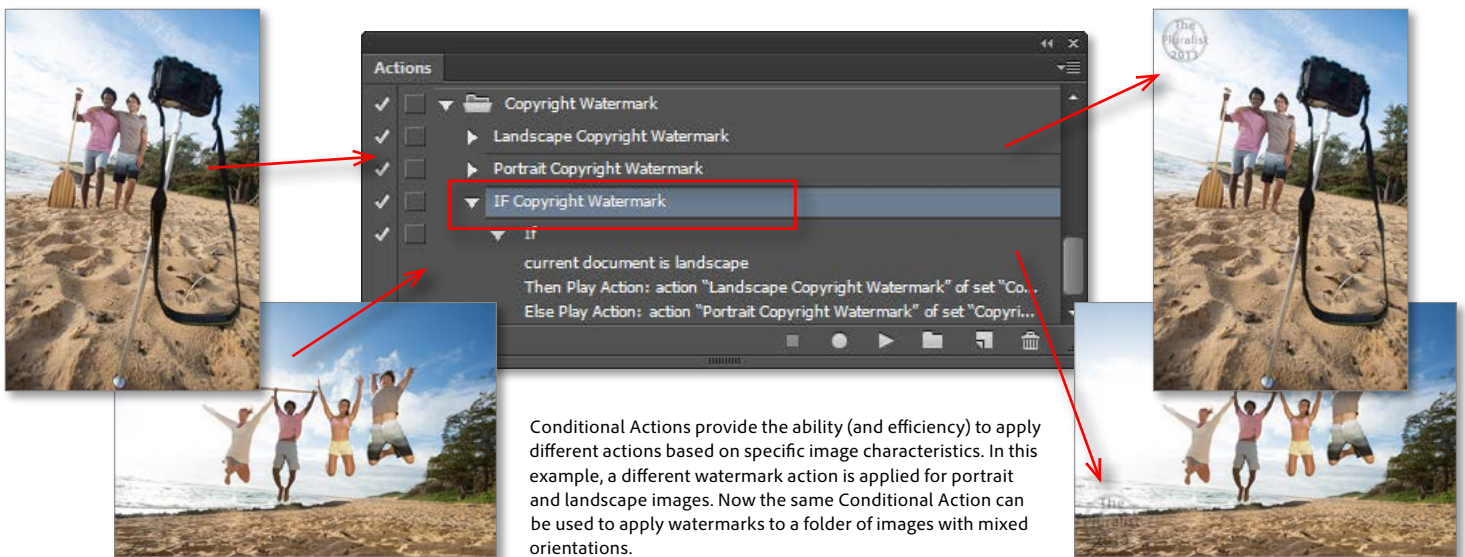


New options for Minimum and Maximum filters provide greater control and easier refinement when adjusting layer masks.

Enjoy the freedom to nondestructively edit your Blur Gallery and Liquify effects—even on video—now that both features offer Smart Object support. The Blur Gallery helps you quickly create photographic blurs using simple, on-image controls, and enhanced Liquify gives you the freedom to reshape pixels with stunning results.

Conditional Actions

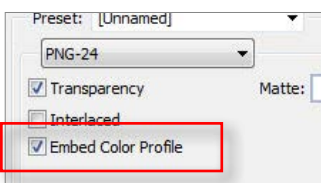
Speed up image processing with Conditional Actions. These commands use if/then statements to automatically choose between different Actions based on rules that you establish. Now you can automate a series of complex processing steps with more control than ever before.



Conditional Actions provide the ability (and efficiency) to apply different actions based on specific image characteristics. In this example, a different watermark action is applied for portrait and landscape images. Now the same Conditional Action can be used to apply watermarks to a folder of images with mixed orientations.

Support for read/write of larger JPEGs

Easily create large images for signage, panoramas, and other large outputs. Save JPEGs of up to 65,000x65,000 pixels—more than twice the size previously supported.



Now you can embed a color profile when saving images in the PNG format.

New workflow timesavers

Discover user-inspired timesavers in Photoshop CC, including the ability to drag a layer to a tabbed document, the ability to use a Shift modifier for path creation, the inclusion of ICC profiles in PNG formats, Crop tool refinements, the ability to quickly move a path using the spacebar, and the option to see up to 100 items in your list of recently opened files.



What is Behance?

Behance is the leading online platform to showcase and discover creative work. Creatives from across industries use Behance to gain exposure, attribution, and opportunity. Behance also powers portfolio display for thousands of other websites around the web. Companies and enthusiasts around the globe use Behance to track and engage top talent. And now Behance is part of Creative Cloud. You can publish work in progress to Behance from right within Photoshop CC to receive instant feedback. Or publish finished files from Creative Cloud directly to your Behance portfolio.

Cloud integration across all products

With Save To Cloud in Photoshop— and across all Creative Cloud applications—you can improve productivity, work more easily in teams, and save time, all by storing files directly to Creative Cloud. Get 20GB of cloud storage and syncing to reliably access your files anywhere and on any device. It's a snap to share your files with clients, colleagues, and friends using the built-in sharing features in Creative Cloud. Choose settings to enable comments, allow downloads, or set bandwidth requirements.

Synchronize settings with ease

Synchronize the workspace settings for Photoshop and other Adobe creative applications to the cloud to make working across multiple computers or setting up a new computer easier than ever. Capture colors on your device and then access color libraries in the Cloud to use them in all of your projects.

Access all of your fonts in once place, quickly find the perfect font for your project and sync it to your desktop.

Creative Cloud features for photographers in Adobe Premiere Pro CC

Smarter video editing

A sleekly redesigned, customizable Timeline panel in Adobe Premiere Pro CC elegantly presents video sequences so as to give you immediate access to what you need. Greatly simplified track-targeting takes the pain out of complex editing tasks so you can work faster. Customizable track headers let you see only the controls you want and focus on being creative. Dozens of brand new



The Timeline panel in Adobe Premiere Pro CC includes a number of workflow upgrades that make editing more effortless and efficient, including duplicate source markers, through-edit indicators, transition markers, and the start and end of media labels.

editing features and a slew of keyboard-driven editing improvements make working in Adobe Premiere Pro CC the editing experience you've always dreamed of.

More options for sound control

Adobe Premiere Pro CC features a brand new clip mixer, which allows you clip-by-clip control of audio gain within a familiar audio working environment. The new audio effects host provides impressive new options and support for third-party VST3 and Audio Units (Mac only) plug-ins, improving integration with Adobe Audition® CC. Adobe Premiere Pro provides you with tactile control of audio mixer parameters, now that external audio control surfaces are supported.



The new Audio Clip Mixer lets you adjust the audio levels in a sequence on a clip-by-clip basis, with a single adjustment, modifying the audio gain settings of an entire clip.

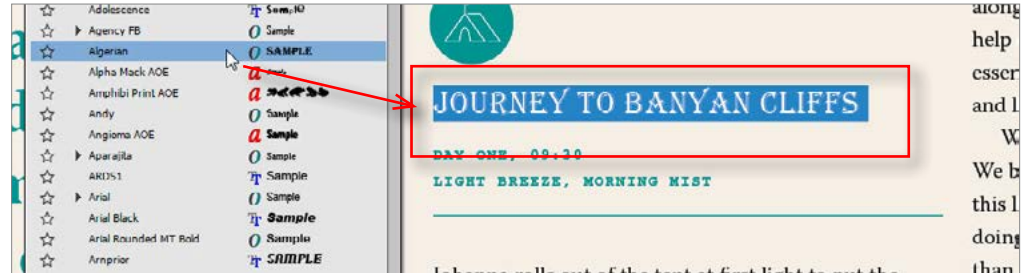
Support for more video formats

Adobe Premiere Pro CC allows you to work with intermediate codecs for streamlined production pipelines and continues to build support for native media formats, including (via a new Source Settings dialog box) ARRI RAW, Sony XAVC, and Panasonic AVC-Intra 200.

Creative Cloud features for photographers in InDesign CC

Better publishing for print and screen

Quickly see how different fonts look in your layout. Use the arrow keys to browse through fonts, and see each one applied to your selected text.



Create pixel-perfect designs and typography for print and digital publishing in Adobe InDesign CC with a rich set of tools that allows you to continuously explore new ways to produce documents that showcase your images. New support for 64-bit performance, along with an updated user interface consistent with Photoshop and Illustrator, helps you streamline tasks and work with speed and stability.

Creative Cloud features for photographers in Adobe Digital Publishing Suite, Single Edition

Create unlimited single-edition iPad apps

Create unlimited single-edition apps for iPad tablets from your InDesign publications with Adobe Digital Publishing Suite, Single Edition. Easily add interactivity and preview your apps on the desktop, or using the Adobe Content Viewer for iPad.

Creative Cloud features for photographers in Adobe Muse CC



Combine imagery, graphics, and beautiful typography to create websites for desktop and mobile devices without writing code.

Create mobile-optimized websites without writing code

Use Adobe Muse CC to combine imagery, graphics, and beautiful typography to create websites for desktop and mobile devices without writing code. Create unique smartphone and tablet versions of your business or folio site by selecting a layout in the Plan mode. Control how your design will look on nearly all brands of smartphones and tablet devices.

Use Adobe Muse widgets in your mobile designs to convert interactivity into touch gestures, such as finger scrolling or page swiping, without coding. Easily publish the websites you create to Adobe Business Catalyst and take advantage of this all-in-one business and online marketing solution.

In addition to the features highlighted above, there are many other new features for photographers newly added in Adobe Creative Cloud. These include:

Adobe Photoshop CC

- **Editable rounded rectangles and other shapes.** Easily resize and re-edit rounded rectangles and other shapes, even after you've created the shape.
- **Multiple shape and path selection.** Edit faster with the ability to select multiple paths, shapes, and vector masks at once, either from the Paths panel or directly on canvas. Also, easily target the path (and any layer) you want with a new isolate option.
- **Improved 3D painting.** Enjoy a tremendous performance boost when painting on 3D objects.
- **Shareable CSS attributes from layers.** Quickly export CSS code directly from your layers or groups.
- **Improved 3D Scene panel.** Create and edit 3D images and artwork using an improved 3D Scene panel that offers Duplicate, Instance, Groups, Delete, and many other options you are familiar with from using the Layers panel.
- **Improved Type Styles.** Save time and ensure consistent type formatting by defining type styles that you can use across all your Photoshop documents.
- **System anti-aliasing option for type.** Get more realistic previews of how your type will look on the web with a new option that closely matches the anti-aliasing of your system.
- **Improved 3D effects.** Save time and production steps with improved live (OpenGL) previews of shadow effects as well as reflection roughness and refraction. Get more control over illumination by using a 32-bit color picker to create amazing glow effects.
- **Enhanced lighting options.** Enjoy enhanced lighting when you illuminate your scenes using 32-bit HDR images as light sources or create other image-based lights (IBLs). And improve the lighting of bump maps and textures on 3D objects with automatic normal map generation.
- **Retina display support (Mac).** See more of the details in your images and in the Photoshop user interface on high-resolution Retina displays.
- **Expanded text-engine support for Indic characters and scripts.** Expand your typographic design options now that Photoshop CC offers support for Indic characters and type.

Adobe Lightroom 4

- **Photo book creation.** Create beautiful photo books from your images with easy-to-use, customizable templates, and then upload your book for printing with just a few clicks[†].
- **Location-based photo organization.** Find and group your images by location, easily assign locations to them, or plot a photo journey. Automatically display location data from your GPS-enabled cameras and camera phones.
- **Folio publishing.** When you've created a photo book in Lightroom, easily republish it in different formats for different devices—computer, eReader, iPad or other tablet, and more.

- **Library import.** Bring the power and elegance of Lightroom to all your images, new and old. Easily import photos directly from other applications, including iPhoto and Aperture.
- **Extended video support.** Organize, view, and make adjustments and edits to your DSLR video clips. Play and trim clips, extract still images, or adjust clips with the Quick Develop tool.
- **Multi-image HDR.** Create natural-looking or surreal images from extremely high-contrast scenes by combining multiple shots taken with different exposure settings into high-dynamic-range images.
- **Photo stitching.** Capture superwide fields of view and amazing detail. Photo stitching lets you combine multiple images to create stunning panorama shots.
- **White balance brush.** Get more consistent color across your image in scenes with mixed lighting sources. A flexible brush lets you refine and adjust the white balance in targeted areas of your shot.
- **Additional editing brushes.** Expand your creative control by targeting particular areas of your images using local editing brushes for noise reduction and moiré removal.
- **Enhanced online sharing integration.** Easily post images to more social media and photo sharing sites like Facebook and Flickr. With selected sites, online comments about your images are visible within Lightroom.
- **Soft proofing.** Ensure more accurate color in your prints and online. Soft-proofing lets you preview how an image will look on color-profiled printers or in color-managed web browsers.
- **Direct email support.** Email images directly from Photoshop Lightroom 4 using the email account of your choice.

Adobe Muse CC

- **Vertical text support.** Create top-to-bottom and right-to-left text—ideal when you are creating sites featuring Japanese and Middle Eastern languages.
- **Layers panel.** Get finer, more precise control when designing with multiple elements on a page using the new Layers panel.
- **Client site editing.** If you create sites for clients, those clients can now make simple edits to their live sites that are hosted with the Adobe Business Catalyst service.
- **Parallax scrolling.** Achieve a cool, faux-3D scrolling effect using multiple backgrounds that seem to move at different speeds when you scroll the page.

Adobe Premiere Pro CC

- **Improved Adobe Mercury Playback Engine with expanded GPU support.** Experience improved playback with support for more GPUs, including OpenCL and CUDA support on both platforms.
- **Lumetri Deep Color Engine.** Apply Adobe SpeedGrade® .looks, and .luts from other systems, directly in Adobe Premiere Pro CC, thanks to the Lumetri Deep Color engine. You can also access a selection of SpeedGrade .looks directly from the Effects panel.
- **Link & Locate.** Use all-new link and locate dialog boxes to intelligently link to media, even if it has been moved in the production process. You can relink to media via multiple criteria, making conforming to full-resolution media—including image sequences—a breeze.

- **Closed captioning.** Import media with closed captions and separate closed captioning files. Then intuitively view, edit, adjust positioning and layout of, and export media with embedded closed captions or as separate files.
- **High-Fidelity Interchange.** Tightly integrate with third-party applications such as Avid Media Composer and Apple Final Cut Pro, via improved support for AAF and XML project import.

Adobe InDesign CC

- **HiDPI & Retina Display support.** See more detail in your images, text, and the InDesign user interface when viewing on high-resolution Retina displays.
- **Font search & filter.** Search for and find fonts more easily than ever, as well as identify favorites for easy access.
- **Instant font preview.** Preview how a particular font will look on selected text while you browse different font options.
- **Font favorites.** Designate your preferred fonts, providing faster searching and font application.
- **QR Code Creator.** Create and easily modify vector, colorable bar codes, QR codes, and similar open source, industry-standard codes without exiting or switching from InDesign.
- **Adobe Exchange panel.** Enjoy an efficient new way to search, discover, and install plug-ins, extensions, and other content.

About Adobe

Adobe is the world's leading provider of software solutions to create, manage, and deliver high-impact, reliable digital content. For more information, visit www.adobe.com.

For more information

Product details:

www.adobe.com/products/creativecloud/photography.html



Adobe

Adobe Systems Incorporated
345 Park Avenue
San Jose, CA 95110-2704
USA
www.adobe.com

*Internet connection and Adobe ID required. Adobe services, like Adobe Creative Cloud service, are available only to users 13 and older and use of services and applications require agreement to additional terms and Adobe's privacy policy (see <http://www.adobe.com/aboutadobe/legal.html>). Applications and services may not be available in all countries or languages and may be subject to change or discontinuation without notice. Additional fees or membership charges may apply.

Adobe, the Adobe logo, Acrobat, Adobe Muse, Adobe Premiere, Audition, Behance, BusinessCatalyst, Creative Cloud, Illustrator, InDesign, Lightroom, Photoshop, and SpeedGrade are either registered trademarks or trademarks of Adobe Systems Incorporated in the United States and/or other countries. Apple is a trademark of Apple Inc., registered in the U.S. and other countries. All other trademarks are the property of their respective owners.

© 2013 Adobe Systems Incorporated. All rights reserved.